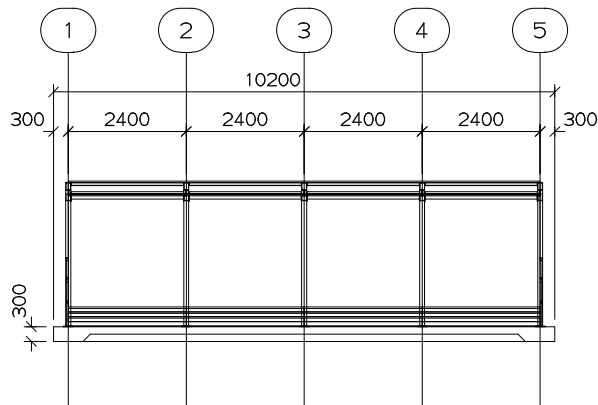


Standing Terracing/ Football Terracing

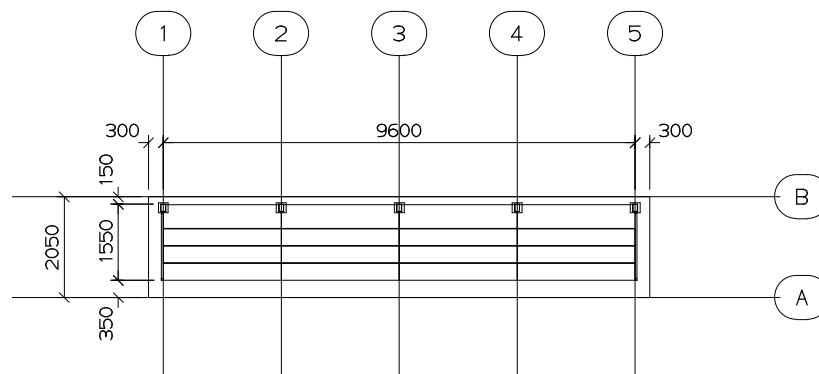
Our lightweight covered standing terracing is a cost effective, adaptable modular solution for your sports ground.

Starting at 50 people we build in 4 or 6 treads for smaller capacities, plus 8 and 12 tread designs for greater capacities, all covered by the cantilever roof.

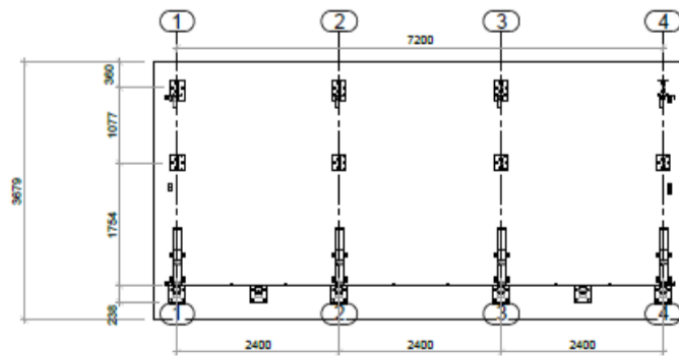
The terracing is delivered to site in piecemeal which uniquely means if we can walk to its position, we can erect without the need for Hiab lorries across your pitch. A great advantage where access may often be an issue.



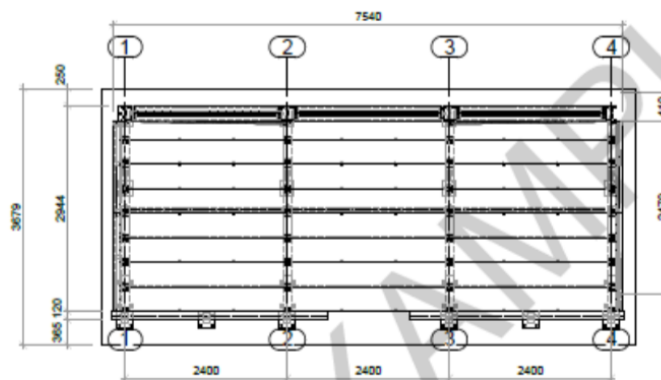
FRONT ELEVATION



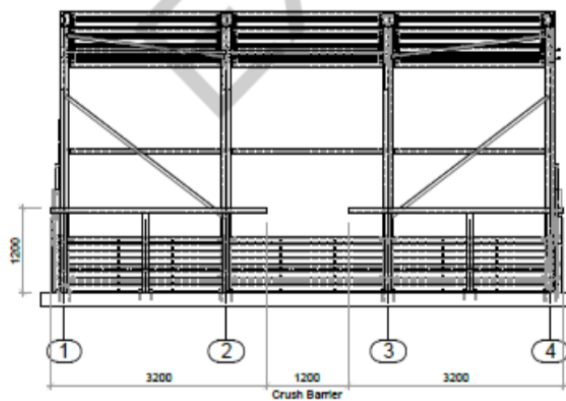
PLAN



Base Plan



Tread Plan



Crush Barrier

Advantages & Specification

Fully flexible design in modular bays of 2.4 metres. Bays can be added to increase your capacity at a later date. Stands can be also be dismantled and moved to a new position.

Modular galvanised erected structure ensuring longevity.

Tread rise and goings are to Green Guide recommendations to give spectators optimum line of sight. 350mm rise x 100mm going, or 155mm going for larger capacities as number of rows increases.

We can bespoke build our terraces to exactly fit your requirements.

Walkways are 1200mm wide to meet Green Guide recommendations.

Fully sheeted end balustrades with the option of clear closed-in ends for extra protection.

Disabled bays for wheelchairs can be added at ground level.

Piecemeal delivery means we can deliver and erect with no risk of damage to your pitch or facilities and no concerns regarding access.

Cladding is a 0.7mm profile metal plastisol sheet in a corrosion resistant leather-grain finish. Available in a range of colours.

